

III – M.B.B.S. : SUMMER – 2019
SUBJECT: OTO-RHINO-LARYNGOLOGY

Day : Tuesday
Date : 02/07/2019

Time : 2:00 p.m. to 4:00 p.m.
Max. Marks : 40

N.B.

- 1) All questions are **COMPULSORY**.
 - 2) Use **SEPARATE** answer books for Section – I and Section – II.
 - 3) Neat diagrams must be draw **WHEREVER** necessary.
 - 4) Figures to the right indicate **FULL** marks.
 - 5) Your answer will be valued as a whole.
 - 6) Write prescription where indicated along with dosage of the drugs used.
-

SECTION – I

- Q.1** Describe clinical features and management of a case of Deviated Nasal Septum. (08)
- Q.2** Write short notes on any **THREE** of the following: (12)
- a) Clinical features and Management of Otosclerosis
 - b) Complications of Tonsillectomy
 - c) Laryngomalacia
 - d) Normal Tympanic Membrane

SECTION – II

- Q.3** Etiology, clinical features and management of Unsafe (squamosal) CSOM. (08)
- Q.4** Write short notes on any **THREE** of the following: (12)
- a) Foreign bodies Nose
 - b) Etiology and clinical features of Carcinoma Larynx
 - c) Management of Epistaxis
 - d) Indications of Tracheostomy

* * *

III – M.B.B.S. Part – I
SUBJECT: OTO-RHINO-LARYNGOLOGY

Day : Wednesday
Date : 02/01/2019

Time : 2.00 PM to 4.00 PM
Max. Marks : 40

N.B.:

1. All questions are **COMPULSORY**
 2. Use **SEPARATE** answer books for Section-I and Section-II.
 3. Neat diagrams must be drawn **WHEREVER** necessary.
 4. Figures to right indicate **FULL** marks.
 5. Your answers will be valued as a whole.
 6. Write prescription where indicated along with dosage of the drugs used.
-

SECTION - I

- Q.1** Enumerate differential diagnosis of Membranes on Tonsil. Describe about counselling, indications and complications of Tonsillectomy. **[08]**
- Q2.** Write short notes on any **THREE** of the following: **[12]**
- a) Clinical features and investigations in a case of Carcinoma Maxilla
 - b) Tympanometry
 - c) Bells Palsy
 - d) Fracture Nasal Bone

SECTION – II

- Q.3** Enumerate complications of CSOM. Describe counselling, investigations and treatment in a patient with Safe (Mucosal) CSOM. **[08]**
- Q.4** Write short notes on any **THREE** of the following: **[12]**
- a) Approach to a patient with Dysphagia
 - b) Anterior Rhinoscopy
 - c) Physiology of Phonation
 - d) Osteomeatal complex

* * * *

SARASWATHI – III : JULY – 2018
SUBJECT : OTO-RHINO-LARYNGOLOGY

Day: Monday
Date: 02/07/2018

Time: 2.00 pm To 4.00 pm
Max. Marks: 40

N.B.:

- 1) All questions are **COMPULSORY**.
- 2) use **SEPARATE** answer books for **Section-I** and **Section-II**.
- 3) Neat diagrams must be drawn **WHEREVER** necessary.
- 4) Figures to the **RIGHT** indicate full marks.
- 5) Your answer will be valued as a whole.
- 6) Write prescription where indicated along with dosage of the drugs used.

SECTION-I

- Q.1** Describe Clinical features and management of ASOM (08)
- Q.2** Write short notes on **ANY THREE** of the following: (12)
- a) Septoplasty
 - b) Vocal Nodule
 - c) Indirect laryngoscopy
 - d) Normal Tympanic membrane

SECTION-II

- Q.3** Describe Clinical feature and management of Quinsy (08)
- Q.4** Write shorts on **ANY THREE** of the following: (12)
- a) Allergic Rhinitis
 - b) Tympanoplasty
 - c) Rhinoscleroma
 - d) Clinical features and Investigation in patient of Otosclerosis

* * * * *

III-M.B.B.S. Part-I WINTER-2017
SUBJECT: OTO-RHINO-LARYNGOLOGY



Day : Tuesday
Date : 02/01/2018

W-2017-3274

Time: 2.00 pm To 4.00 pm
Max. Marks: 40.

N.B.:

- 1) All questions are **COMPULSORY**.
- 2) Use **SEPARATE** answer books for Section-I and Section-II.
- 3) Neat diagrams must be drawn **WHEREVER** necessary.
- 4) Figures to the **RIGHT** indicate full marks.
- 5) Your answer will be valued as a whole.
- 6) Write prescription where indicated along with dosage of the drugs used.

SECTION-I

- Q.1** Enumerate various complications of chronic otitis media. (08)
Discuss clinical features of Lateral sinus thrombophlebitis.
- Q.2** Write short notes on any **THREE** of the following: (12)
- a) Little's area
 - b) Speaking valve Tracheostomy tube
 - c) Etiology of nasal Polyposis
 - d) Clinical features of Quinsey.

SECTION-II

- Q.3** Discuss etiopathogenesis, clinical features and management of septal perforation. (08)
- Q.4** Write short notes on any **THREE** of the following: (12)
- a) Intra temporal facial nerve anatomy
 - b) Causes of Left recurrent laryngeal nerve paralysis
 - c) Occult primary
 - d) Various tuning fork test.

* * *

SARASWATI – III: JULY 2017
SUBJECT: OTO-RHINO-LARYNGOLOGY

Day : Saturday
Date : 01/07/2017

Time : 2.00 pm to 4.00 pm
Max. Marks : 40

N.B.:

- 1) All questions are **COMPULSORY**.
- 2) Figures to the right indicate **FULL** marks.
- 3) Neat diagrams must be drawn **WHEREVER** necessary.
- 4) Write prescription where indicated along with dosage of the drugs used.
- 5) Answers to both the sections should be written in **SEPARATE** answer books.
- 6) Your answer will be valued as a whole.

SECTION – I

- Q.1** Write aetiopathology, clinical features and management of safe or [08]
Tubotympanic type of chronic otitis media.
- Q.2** Write short notes on **ANY THREE** of the following: [12]
- a) Puberphonia
 - b) Antro-choanal polyp
 - c) Plummer Vinson syndrome
 - d) Vocal Nodule

SECTION – II

- Q.3** Write indications and post-operative care of tracheostomy operation. [08]
- Q.4** Write short notes on **ANY THREE** of the following: [12]
- a) Management of Rhinosporidiosis
 - b) Clinical features and management of secretory otitis media
 - c) Management of Atrophic Rhinitis
 - d) Aetiopathogenesis of Hoarse voice

* * * *

SARASWATI-III: JANUARY 2017
SUBJECT: OTO-RHINO-LARYNGOLOGY

Day : Saturday
Date : 07/01/2017

Time: 2.00 pm To 4.00 pm
Max. Marks: 40.

N.B.:

- 1) All questions are **COMPULSORY**.
 - 2) Use **SEPARATE** answer books for Section-I and Section-II.
 - 3) Neat diagrams must be drawn **WHEREVER** necessary.
 - 4) Figures to the **RIGHT** indicate full marks.
 - 5) Your answer will be valued as a whole.
 - 6) Write prescription where indicated along with dosage of the drugs used.
-

SECTION-I

- Q.1** Enumerate various causes of congenital sensori-neural deafness. (08)
How will you manage a deaf mute child?
- Q.2** Write short notes on any **THREE** of the following: (12)
- a) Vasomotor rhinitis
 - b) Rhinoscleroma
 - c) Stomatitis
 - d) Trismus.

SECTION-II

- Q.3** Enumerate various causes of Acute Laryngitis and their management. (08)
- Q.4** Write short notes on any **THREE** of the following: (12)
- a) Weber Test
 - b) Oral Submucous Fibrosis
 - c) Ranula
 - d) Early diagnosis of Carcinoma of Maxillary Sinus.

* * *

SARASWATI-III : JANUARY 2016
SUBJECT : OTO-RHINO-LARYNGOLOGY

Day : Wednesday
Date : 06/01/2016

Time : 2.00 pm to 4.0 pm
Max. Marks : 40.

N.B.:

- 1) All questions are **COMPULSORY**.
 - 2) Use **SEPARATE** answer books for Section-I and Section-II.
 - 3) Neat diagrams must be drawn **WHEREVER** necessary.
 - 4) Figures to the **RIGHT** indicate full marks.
 - 5) Your answer will be valued as a whole.
 - 6) Write prescription where indicated along with dosage of the drugs used.
-

SECTION-I

- Q.1** Enumerate various causes of unilateral nasal obstruction. How will you manage a (08)
case of Deviated Nasal Septum (DNS) ?
- Q.2** Write short notes on any **THREE** of the following: (12)
- a) Fistula test
 - b) Topographic test for Infra nuclear FN palsy
 - c) Contraindications for Adeno-Tonsillectomy.
 - d) Membranous Tonsillitis.

SECTION-II

- Q.3** Enumerate various causes of dysphagia. How will you investigate a case of (08)
dysphagia?
- Q.4** Write short notes on any **THREE** of the following: (12)
- a) Osteometal complex
 - b) Wax
 - c) LASER in ENT
 - d) Rhinolith.

* * *



SARASWATI-III : JULY - 2015
SUBJECT : OTO-RHINO-LARYNGOLOGY

Day : Monday
Date : 06/07/2015

Time : 2.00 pm To 4.00 pm
Max. Marks : 40.

N.B.:

- 1) All questions are **COMPULSORY**.
- 2) Use **SEPARATE** answer books for Section-I and Section-II
- 3) Neat diagrams must be drawn **WHEREVER** necessary.
- 4) Figures to the **RIGHT** indicate full marks.
- 5) Your answer will be valued as a whole.
- 6) Write prescription where indicated along with dosage of the drugs used.

SECTION-I

- Q.1** Write aetiopath, clinical features and management of secretory otitis media (SOM). (08)
- Q.2** Write short notes on any **THREE** of the following: (12)
- a) F.E.S.S
 - b) Malignant otitis externa
 - c) Vocal cord palsy
 - d) Bone anchored hearing aid.

SECTION-II

- Q.3** Write aetiopath, clinical features and management of Ca maxilla. (08)
- Q.4** Write short notes on any **THREE** of the following: (12)
- a) Pure tone audiometry
 - b) Rhinoplasty
 - c) Tracheostomy
 - d) Sialendoscopy.

* * *

SARASWATI-III : JANUARY 2015
SUBJECT : OTO-RHINO-LARYNGOLOGY



Day : Thursday
Date : 01/01/2015

Time : 2.00 pm to 4.00 pm
Max. Marks : 40.

N.B.:

- 1) All questions are **COMPULSORY**.
- 2) Figures to the **RIGHT** indicate full marks.
- 3) Your answer will be valued as a whole.
- 4) Draw neat and labeled diagrams **WHEREVER** necessary.
- 5) Write prescription where indicated along with dosage of the drugs used.
- 6) Answers to both the sections should be written in **SEPARATE** answer books.

SECTION-I

Q.1 Describe aetiopathology, clinical features and management of chronic sinusitis. (08)

Q.2 Write short notes on any **THREE** of the following: (12)

- a) Assessment of Deaf child
- b) Nasal Myiasis
- c) Antro-choanal polyp
- d) Adenoid faces.

SECTION-II

Q.3 Write about aetiopathology, clinical features, differential diagnosis and management of Otosclerosis. (08)

Q.4 Write short notes on any **THREE** of the following: (12)

- a) Treatment of post tonsillectomy bleeding
- b) Cochlear implant
- c) Left-recurrent Laryngeal nerve palsy
- d) Complications of SMR operation.

* * *

SARASWATI - III: JULY 2014
SUBJECT : OTO - RHINO - LARYNGOLOGY



Day : Monday
Date : 07/07/2014

Time : 2.00 P.M. To 4.00 P.M.
Max. Marks : 40

N.B.:

- 1) All questions are **COMPULSORY**.
- 2) Figures to the right indicate **FULL** marks.
- 3) Your answer will be valued as a whole.
- 4) Draw neat and labeled diagram **WHEREVER** necessary.
- 5) Write prescription where indicated along with dosage of the drugs used.
- 6) Answers to both the sections should be written in **SEPARATE** answer books.

SECTION - I

Q.1 Write aetiopath, clinical features and management of safe otitis media. [08]

Q.2 Write short notes on **ANY THREE** of the following: [12]

- a) Malignant otitis externa
- b) Singers nodule
- c) Rhinosporodiasis
- d) Littles Area

SECTION - II

Q.3 Write aetiopath, clinical features and management of Carcinoma Maxilla. [08]

Q.4 Write short notes on **ANY THREE** of the following: [12]

- a) BAMA
- b) Sub mucus fibrosis
- c) Oesophageal speech
- d) Ventilation tube

SARASWATI-III : JULY 2013
SUBJECT : OTO-RHINO-LARYNGOLOGY



Day : Tuesday
Date : 02/07/2013

Time : 2.00 pm To 4.00 pm
Max. Marks : 40.

N.B.:

- 1) All questions are **COMPULSORY**.
- 2) Use **SEPARATE** answer books for Section-I and Section-II.
- 3) Neat diagrams must be drawn **WHEREVER** necessary.
- 4) Figures to the **RIGHT** indicate full marks.
- 5) Your answer will be valued as a whole.
- 6) Write prescription where indicated along with dosage of the drugs used.

SECTION-I

- Q.1** Describe etiology, clinical features and management of Otosclerosis. (08)
- Q.2** Write short notes (Any Three) (12)
- a) Oral submucous fibrosis
 - b) Malignant otitis externa
 - c) Antrochoanal polyp
 - d) Microlaryngeal surgery.

SECTION-II

- Q.3** Describe etiology, clinical features and management of Ca larynx. (08)
- Q.4** Write short notes (Any Three) (12)
- a) Vasomotor rhinitis
 - b) Pure tone audiometry
 - c) ENT manifestations in AIDS
 - d) Bell's palsy.

* * *

SARASWATI-III : JANUARY 2013
SUBJECT : OTO-RHINO-LARYNGOLOGY



Day : Wednesday
Date : 02/01/2013

Time : 2.00 pm To 4.00 pm
Max. Marks : 40.

N.B.:

- 1) All questions are **COMPULSORY**.
- 2) Use **SEPARATE** answer books for Section-I and Section-II.
- 3) Neat diagrams must be drawn **WHEREVER** necessary.
- 4) Figures to the **RIGHT** indicate full marks.
- 5) Your answer will be valued as a whole.
- 6) Write prescription where indicated along with dosage of the drugs used.

SECTION-I


- Q.1** Enumerate various causes of hoarseness of voice. How will you investigate and treat case of carcinoma larynx? (08)
- Q.2** Write short notes on any **THREE** of the following: (12)
- a) Foreign body ear
 - b) Maggots
 - c) Weber's test
 - d) Fossa of Rosenmuller

SECTION-II

- Q.3** Discuss etiology, clinical features and management of Ethmoidal Polyposis. (08)
- Q.4** Write short notes on any **THREE** of the following: (12)
- a) Waldeyer's ring
 - b) Referred Otalgia
 - c) Myringotomy
 - d) Occult primary

* * *

SARASWATI-III : JULY 2012
SUBJECT : OTO-RHINO-LARYNGOLOGY



Day : Monday
Date : 02/07/2012

Time : 2.00 pm To 4.00 pm
Max. Marks : 40.

N.B.:

- 1) All questions are **COMPULSORY**.
- 2) Use **SEPARATE** answer books for Section-I and Section-II.
- 3) Neat diagrams must be drawn **WHEREVER** necessary.
- 4) Figures to the **RIGHT** indicate full marks.
- 5) Your answer will be valued as a whole.
- 6) Write prescription where indicated along with dosage of the drugs used.

SECTION-I

- Q.1** Describe etiology, clinical features and management of Aural Polyp. (08)
- Q.2** Write short notes on any **THREE** of the following: (12)
- a) Gradenigo syndrome
 - b) Wax
 - c) Membranous Tonsillitis
 - d) Nasal septum.

SECTION-II

- Q.3** Describe etiology, clinical features and management of Acute Maxillary sinusitis. (08)
- Q.4** Write short notes on any **THREE** of the following: (12)
- a) Tympanoplasties
 - b) Stroboscopy
 - c) Atrophic Rhinitis
 - d) Dysphagia.

* * *

SARASWATI-III : JANUARY 2012
SUBJECT : OTO-RHINO-LARYNGOLOGY



Day : Monday
Date : 02/01/2012

Time : 2.00 pm to 4.00 pm
Max. Marks : 40.

N.B.:

- 1) All questions are **COMPULSORY**.
- 2) Use **SEPARATE** answer books for Section-I and Section-II.
- 3) Draw neat diagrams **WHEREVER** necessary.
- 4) Figures to the **RIGHT** indicate full marks.
- 5) Your answer will be valued as whole.
- 6) Write prescription where indicated along with dosage of the drugs used.

SECTION-I

Q.1 Enumerate various complications of unsafe CSOM. Discuss etiopathogenesis, (08)
clinical features and management of Lateral Sinus Thrombophlebitis.

Q.2 Write short notes on any **THREE** of the following: (12)

- a) Post Tonsillectomy Haemorrhage
- b) Obstructive sleep apnoea (OSAD)
- c) FESS ✓
- d) Ossiculoplasty.


SECTION-II

Q.3 Describe etiology, clinical features, differential diagnosis and management of (08)
antrochoanal polyp.

Q.4 Write short notes on any **THREE** of the following: (12)

- a) Seigalazation
- b) Deaf and mute child
- c) Rhinolith
- d) Ludwig's angina.

SARASWATI-III : JULY 2011
SUBJECT : OTO-RHINO-LARYNGOLOGY



Day : Friday
Date : 01/07/2011

Time : 2.00 pm To 4.00 pm
Max. Marks : 40.

N.B.:

- 1) All questions are **COMPULSORY**.
- 2) Use **SEPARATE** answer books for Section-I and Section-II.
- 3) Draw neat diagrams wherever necessary.
- 4) Figures to the **RIGHT** indicate full marks.
- 5) Your answer will be valued as whole.
- 6) Write prescription where indicated along with dosage of the drugs used.

SECTION-I

Q.1 Describe surgical anatomy of Tympanic membrane. Discuss clinical features (08)
investigations and management of otitis media with effusion.

Q.2 Write short notes on any **THREE** of the following: (12)

- a) Antro choanal polyp
- b) Stridor in paediatric patient
- c) Leukoplakia
- d) Causes of Hoarseness of voice.

SECTION-II

Q.3 Discuss etiology, clinical features and management of Ca Maxilla. (08)

Q.4 Write short notes on any **THREE** of the following: (12)

- a) Absolute bone conduction test
- b) Indirect laryngoscopy
- c) Nasal ~~miasis~~ *myiasis*
- d) Syringing.

* * *

VIDYAPEETH


SARASWATI-III : JANUARY 2011
SUBJECT : OTO-RHINO-LARYNGOLOGY

Day : Saturday
Date : 01/01/2011

Time : 2.00 pm To 4.00 pm
Max. Marks : 40.

N.B.:

- 1) All questions are **COMPULSORY**.
- 2) Use **SEPARATE** answer books for Section-I and Section-II.
- 3) Neat diagrams must be drawn **WHEREVER** necessary.
- 4) Figures to the **RIGHT** indicate full marks.
- 5) Your answer will be valued as a whole.
- 6) Write prescription where indicated along with dosage of the drugs used.



SECTION-I

- Q.1** Enumerate various causes of infranuclear facial nerve paralysis. Discuss (08)
management of Bell's Palsy.
- Q.2** Write short notes on any **THREE** of the following: (12)
- a) Rhinosporidiosis
 - b) Septal perforations
 - c) Foreign Bodies in Oesophagus
 - d) Direct Laryngoscopy.

SECTION-II

- Q.3** Draw a well labeled diagram of Tonsil. Discuss indications, contraindications and (08)
complications of Tonsillectomy.
- Q.4** Write short notes on any **THREE** of the following: (12)
- a) False negative Rinne Test
 - b) Physiology of Hearing
 - c) Nasal vestibulitis
 - d) Middle meatus.

* * *

SARASWATI-III : JULY 2010
SUBJECT : OTO-RHINO-LARYNGOLOGY

Friday
02/07/2010

Time : 2.00 pm To 4.00 pm
Max. Marks : 40.



- 1) All questions are **COMPULSORY**.
- 2) Use **SEPARATE** answer books for Section-I and Section-II.
- 3) Neat diagrams must be drawn **WHEREVER** necessary.
- 4) Figures to the **RIGHT** indicate full marks.
- 5) Your answer will be valued as a whole.
- 6) Write prescription where indicated along with dosage of the drugs used.

SECTION-I

- Q.1** Enumerate various causes of Conductive Hearing Loss (CHL). How will you manage a case of safe CSOM? (08)
- Q.2** Write short notes on any **THREE** of the following: (12)
- a) Stapes
 - b) Epistaxis
 - c) Nasopharyngeal carcinoma
 - d) Adenoid facies.

SECTION-II

- Q.3** Enumerate various causes of Unilateral nasal blockage. Describe clinical features and management of Deviated Nasal Septum (DNS). (08)
- Q.4** Write short notes on any **THREE** of the following: (12)
- a) Referred Otalgia
 - b) Indications of Tracheostomy
 - c) Nasal Endoscopy
 - d) Malignant otitis externa.

* * *

SARASWATI-III : JANUARY 2010
SUBJECT : OTO-RHINO-LARYNGOLOGY



Day : Saturday
Date : 02/01/2010

Time : 2.00 pm To 4.00 pm
Max. Marks : 40.

N.B.:

- 1) All questions are **COMPULSORY**.
- 2) Use **SEPARATE** answer books for Section-I and Section-II.
- 3) Neat diagrams must be drawn **WHEREVER** necessary.
- 4) Figures to the **RIGHT** indicate full marks.
- 5) Your answer will be valued as a whole.
- 6) Write prescription where indicated along with dosage of the drugs used.

SECTION-I

- Q.1** Discuss aetiology, clinical features and management of otosclerosis. (08)
- Q.2** Write short notes on any **THREE** of the following: (12)
- a) Cerumen
 - b) Acute epiglottitis
 - c) Plummer Vinson's Syndrome
 - d) Rhinoplasty.

SECTION-II

- Q.3** Describe aetiology, clinical features, investigations and management of chronic sinusitis. (08)
- Q.4** Write short notes on any **THREE** of the following: (12)
- a) Singer's nodules
 - b) Aural syringing
 - c) Oral submucous fibrosis
 - d) Pure tone audiometry.

* * *

SARASWATI-III : JULY 2009
SUBJECT : OTO-RHINO-LARYNGOLOGY



Day : Friday
Date : 03/07/2009

Time : 2.00 pm To 4.00 pm
Max. Marks : 40.

N.B.:

- 1) All questions are **COMPULSORY**.
- 2) Answers to the two sections should be written in **SEPARATE** answer books.
- 3) Draw neat diagrams **WHEREVER** necessary.
- 4) Figures to the **RIGHT** indicate full marks.
- 5) Your answers will be valued as a whole.
- 6) Write prescription where indicated along with dosage of the drugs used.

SECTION-I

Q.1 Classify Otitis externa. Describe etiology, clinical features and management of (08)
otitis externa.

Q.2 Write short notes on any **THREE** of the following: (12)

- a) Grommet.
- b) Reinke's oedema.
- c) Nasal myiasis.
- d) Gradenigo's syndrome.

SECTION-II

Q.3 Write indications and procedure of tracheostomy. (08)

Q.4 Write short notes on any **THREE** of the following: (12)

- a) Achalasia cardia.
- b) Rhinosporidiosis.
- c) Dysphagia lusoria.
- d) ENT manifestations in AIDS.

SARASWATI - III : JANUARY 2009
SUBJECT : OTO-RHINO-LARYNGOLOGY



Day : Thursday
Date : 01/01/2009

Time : 2.00 pm To 4.00 pm
Max. Marks : 40

N. B.

- 1) All Questions are **compulsory**.
- 2) Neat diagrams must be drawn **wherever** necessary.
- 3) Figures to the **right** indicate **full** marks.
- 4) Your answers will be valued as a whole.
- 5) Write prescription where indicated along with dosage of the drugs used.
- 6) Use **separate** answer books for Section-I and Section-II.

SECTION - I

- Q. 1** Enumerate causes of conductive hearing loss with intact tympanic membrane. (08)
Describe clinical features, investigations & treatment of Otosclerosis.
- Q. 2** Write short notes (Any Three) (12)
- a) Little's area
 - b) Post tracheostomy care
 - c) Causes of vocal cord palsy
 - d) Premalignant conditions for oesophageal malignancy

SECTION - II

- Q. 3** Describe etiopathology, clinical features & management of chronic sinusitis. (08)
- Q. 4** Write short notes (Any Three) (12)
- a) Keratosis obturans
 - b) Obstructive Sleep Apnoea Syndrome (OSAS)
 - c) Otomycosis
 - d) Rhinolith

* * * * *

SARASWATI – III : JULY 2008
SUBJECT : OTO-RHINO-LARYNGOLOGY



Day : Friday
Date : 04/07/2008

Time : 2.00 pm to 4.00 pm
Max. Marks :40

N.B.

- 1) All questions are **COMPULSORY**.
- 2) Neat diagrams must be drawn **WHEREVER** necessary.
- 3) Figures to the **RIGHT** indicate **FULL** marks.
- 4) Your answers will be valued as a whole.
- 5) Write prescription where indicated along with dosage of the drugs used.
- 6) Use separate answer books for Section - I and Section - II

SECTION – I

Q.1 Describe indications, procedure and complications of tonsillectomy. **[08]**

Q.2 Write short notes (**any three**) **[12]**

- a] Anterior nasal packing
- b] Achalasia cardia
- c] Vocal nodule
- d] Vasomotor rhinitis

SECTION – II

Q.3 Enumerate causes of conductive deafness. Describe etiopathogenesis, clinical features and management of otitis media with effusion. **[08]**

Q.4 Write short notes (**any three**) **[12]**

- a] Indications for tracheostomy
- b] Absolute bone conduction test
- c] Otosclerosis
- d] Osteomeatal complex

* * * * *

SARASWATI – III (NEW RULES) : JANUARY – 2008
SUBJECT : OTO-RHINO-LARYNGOLOGY



Date : 07/01/2008
Day : Monday

Time : 2.00 pm to 4.00 pm
Max. Marks : 40

N.B.

- 1) All questions are **COMPULSORY**.
- 2) Neat diagrams must be drawn **WHEREVER** necessary.
- 3) Figures to the **RIGHT** indicate **FULL** marks.
- 4) Your answers will be valued as a whole.
- 5) Write prescription where indicated along with dosage of the drugs used.
- 6) Use separate answer books for Section – I and Section – II

SECTION – I

Q.1 Describe etiopathogenesis and management of Peritonsillar Abscess. [08]
What is hot tonsillectomy?

Q.2 Write short notes on (ANY THREE) [12]
a) Antro-choanal polyp
b) Meniere' disease
c) Post Nasal packing
d) Mastoid Abscess

SECTION – II

Q.3 Describe etiopathogenesis of Acute Suppurative Otitis Media. [08]
Enumerate different stages. How will you manage stage of Suppuration?

Q.4 Write short notes on (ANY THREE) [12]
a) Stapes
b) Causes of Left vocal cord palsy
c) Membranous Tonsillitis
d) Rhinitis caseosa

SARASWATI-III (NEW RULES) : JULY 2007
SUBJECT : OTO-RHINO-LARYNGOLOGY



Day : Tuesday
Date : 03/07/2007

Time : 2.00 PM TO 4.00 PM
Max. Marks : 40.

N.B.:

- 1) All questions are **COMPULSORY**.
- 2) Neat diagrams must be drawn wherever necessary.
- 3) Figures to the **RIGHT** indicate full marks.
- 4) Your answers will be valued as a whole.
- 5) Write prescription where indicated along with dosage of the drugs used.
- 6) Use separate answer books for Section-I and Section-II.

SECTION-I

Q.1 Discuss etiology, clinical features and management of Unsafe CSOM. (08)

Q.2 Write short notes on any **THREE** of the following: (12)

- a) Nasopharynx
- b) CSF Rhinorrhoea
- c) Septal abscess
- d) Cortical mastoidectomy.


SECTION-II

Q.3 Discuss differential diagnosis of patch (membrane) on Tonsils. (08)

Q.4 Write short notes on any **THREE** of the following: (12)

- a) Indications for Tracheostomy
- b) Wax
- c) Indirect laryngoscopy
- d) Noise induced hearing loss.

SARASWATI-III: Jan-2007
SUBJECT : OTO-RHINO-LARYNGOLOGY



Day : Wednesday
Date : 03-01-2007

Time : 2.00 pm To 4.00 pm
Max. Marks : 40.

N.B.:

- 1) All questions are **COMPULSORY**.
- 2) Neat diagrams must be drawn **WHEREVER** necessary.
- 3) Figures to the **RIGHT** indicate full marks.
- 4) Your answers will be valued as a whole.
- 5) Write prescription where indicated along with dosage of the drugs used.
- 6) Use **SEPARATE** answer books for Section-I and Section-II

SECTION-I

- Q.1** Discuss etiopathology, clinical features and management of otitis media with effusion (OME). (08)
- Q.2** Write short notes on any **THREE** of the following: (12)
- a) Eustachian tube.
 - b) Rhinoscleroma.
 - c) Cauliflower ear.
 - d) Myiasis (Maggots in nose).

SECTION-II

- Q.3** Discuss the etiology, pathology, clinical features and management of chronic maxillary sinusitis. (08)
- Q.4** Write short notes on any **THREE** of the following: (12)
- a) Malignant otitis externa.
 - b) Juvenile nasopharyngeal Angiofibroma.
 - c) Indirect laryngoscopy (IDL).
 - d) Thyroglossal cyst.

SARASWATI-III : JANUARY 2006
SUBJECT : OTO-RHINO-LARYNGOLOGY



Day : Tuesday
Date : 03/01/2006

Time : 2.00 P.M. TO 4.00 P.M.
Max. Marks : 40.

N.B.:

- 1) All questions are **COMPULSORY**.
- 2) Neat diagrams must be drawn wherever necessary.
- 3) Figures to the **RIGHT** indicate full marks.
- 4) Your answers will be valued as a whole.
- 5) Write prescription where indicated along with dosage of the drugs used.
- 6) Use separate answer books for Section-I and Section-II.

SECTION-I

- Q.1** Describe etiopathology, clinical features and management of otosclerosis. (08)
- Q.2** Write short notes on any **THREE** of the following: (12)
- a) Nasal septal perforation.
 - b) Multiple Juvenile laryngeal papilloma.
 - c) Posterior rhinoscopy.
 - d) Peritonsillar abscess.

SECTION-II

- Q.3** Discuss etiology and management of Dysphagia. (08)
- Q.4** Write short notes on any **THREE** of the following: (12)
- a) Intracranial complications of suppurative otitis media.
 - b) Medial wall of tympanic cavity.
 - c) Rhinosporidium.
 - d) Management of epistaxis.

SARASWATI - III (NEW RULES) : JULY - 2004
SUBJECT : OTO-RHINO-LARYNGOLOGY

Date : Thursday
: 01/07/2004

Time : 2.00 P.M. TO 4.00 P.M.
Max. Marks : 40

- B -
- 1) All questions are **compulsory**.
 - 2) Neat diagrams must be drawn wherever **necessary**.
 - 3) Figures to the **right** indicate full marks.
 - 4) Your answers will be valued as a whole.
 - 5) Write prescription where indicated along with dosage of the drugs used.
 - 6) Use **separate** answer books for Section-I and Section-II.

SECTION - I

1. Describe surgical anatomy of the Facial Nerve. Discuss etiopathogenesis, clinical features and management of Bell's Palsy. (08)

2. Write short notes on (Any Three) (12)

- a) Vocal nodule
- b) Nasal vestibulitis
- c) Leukoplakia
- d) Sjogren's syndrome

SECTION - II

3. Describe various parts of Larynx. How will you diagnose and manage a case of laryngeal foreign body? (08)


4. Write short notes on (Any Three) (12)

- a) Malignant otitis externa
- b) Myringotomy
- c) Rhinolith
- d) Syringing

d) Placenta * * * *

* * *

SARASWATI-III (NEW RULES) : JANUARY 2004
SUBJECT : OTO-RHINO-LARYNGOLOGY



Day : Monday
Date : 05/01/2004

Time : 2.00 P.M. TO 4.00 P.M.
Max. Marks : 40.

N.B.:

- 1) All questions are **COMPULSORY**.
- 2) Neat diagrams must be drawn **WHEREVER** necessary.
- 3) Figures to the **RIGHT** indicate full marks.
- 4) Your answers will be valued as a whole.
- 5) Write prescription where indicated along with dosage of the drugs used.
- 6) Use **SEPARATE** answer books for Section-I and Section-II.

SECTION-I

- Q. 1 Discuss etiology, clinical features and management of chronic maxillary sinusitis. (08)
- Q. 2 Write short notes on (Any **Three**) (12)
- a) Aural polyp
 - b) Achalasia cardia
 - c) Eustachian tube
 - d) Rhinoscleroma

SECTION-II

- Q. 3 Discuss indications steps of operation and complications of tonsillectomy. (08)
- Q. 4 Write short notes on (Any **Three**) (12)
- a) Stages of ASOM.
 - b) Indications of tracheostomy
 - c) Weber's test
 - d) Fracture nasal bones.

* * *

✓

SARASWATI-III (NEW RULES) : JULY 2003
SUBJECT : OTO-RHINO-LARYNGOLOGY



Day : Tuesday
Date : 01/07/2003

Time : 11.00 A.M. TO 1.00 P.M.
Max. Marks: 40.

N.B. :

- 1) All questions are **COMPULSORY**.
- 2) Neat diagrams must be drawn wherever necessary.
- 3) Figures to the **RIGHT** indicate full marks.
- 4) Your answers will be valued as a whole.
- 5) Write prescription where indicated along with dosage of the drugs used.
- 6) Use separate answer books for Section-I and Section-II.

SECTION-I

Q. 1 Describe etiology, clinical features and management of Atrophic Rhinitis. (08)

Q. 2 Write short notes on any **THREE** of the following: (12)

- a) Otomycosis.
- b) Complications of tracheostomy.
- c) Adenoid facies.
- d) Antrum puncture.


SECTION-II

Q. 3 Describe etiology, clinical features and management of Cholesteotoma. (08)

Q. 4 Write short notes on any **THREE** of the following: (12)

- a) Globus Hystericus.
- b) Ludwig's angina.
- c) Keratosis obturans.
- d) Nasal septum.

✓
SARASWATI - III (NEW RULES) : JANUARY 2003
SUBJECT: OTO-RHINO-LARYNGOLOGY



Day : Monday
Date : 6-1-2003

Time : 11.00 A.M. TO 1.00 P.M.
Max. Marks : 40

N.B.

- 1) All questions are **compulsory**.
- 2) Neat diagrams must be drawn wherever necessary.
- 3) Figures to the **right** indicate **full** marks.
- 4) Your answers will be valued as a whole.
- 5) Write prescription where indicated along with dosage of the drugs used.
- 6) Use **separate** answer books for Section I and Section II.

SECTION - I

- Q.1 Describe etiology, clinical features and management of Peritonsillar Abscess. (08)
- Q.2 Write short notes on (any three) (12)
- a) Fistula Test
 - b) Ototoxicity
 - c) Little's area
 - d) Indirect laryngoscopy.

SECTION - II

- Q.3 Discuss etiology, clinical presentation and management of Tubo tympanic type of CSOM. (08)
- Q.4 Write short notes on (any three): (12)
- a) Indications and steps of operation of Caldwell Luc's operation.
 - b) Rhinosporidium.
 - c) Vasomotor rhinitis.
 - d) Vocal Nodule.

* * *

✓

SARASWATI-III (OLD) : OCT./NOV. 2002
SUBJECT : OTO-RHINO-LARYNGOLOGY ✓



Day : Monday
Date : 21/10/2002

Time : 11.00 A.M. TO 1.00 P.M.
Max. Marks : 50.

N.B. :

- 1) All questions are **COMPULSORY**.
- 2) Neat diagrams must be drawn **WHEREVER** necessary.
- 3) Figures to the **RIGHT** indicate full marks.
- 4) Your answers will be valued as a whole.
- 5) Write prescription where indicated along with dosage of the drugs used.

Q. 1 Discuss eteopathology, clinical features and management of Acute Tonsillitis. (16)

Q. 2 Write briefly on followings : (08)

- a) Atrophic Rhinitis. (08)
- b) Clinical features and management of Acute suppurative otitis media. (08)

Q. 3 Write short notes (Any Three) (18)

- a) Antrochoanal polyp.
- b) Suprameatal triangle.
- c) Otomycosis.
- d) Fistula test.

* * *

✓
SARASWATI-III : JULY 2002
SUBJECT : OTO-RHINO-LARYNGOLOGY



Day : Monday
Date : 01/07/2002

Time : 11.00 a.m. to 1.00 p.m.
Marks : 40

N.B.

1. All questions are **COMPULSORY**.
2. Neat diagrams must be drawn wherever necessary.
3. Figures to the right indicate full marks.
4. Your answers will be valued as a whole.
5. Write prescription where indicated along with dosage of drugs used.
6. Use separate answer books for Section-I & Section - II.

SECTION - I

- Q.1 Discuss clinical features and management of Chronic Maxillary Sinusitis. (08)
- Q.2 Write short notes (any three) (12)
- a) Adenoids
 - b) Globus Hystericus.
 - c) Vasomotor Rhinitis
 - d) Complications of Tracheostomy.

SECTION - II

- Q.3 Describe etiology, clinical features and management of Acute Suppurative otitis media. (08)
- Q.4 Write short notes on (any three) (12)
- a) Impacted Wax.
 - b) Little's Area
 - c) Oral manifestations of AIDS.
 - d) Rinne's test

✓
X

SARASWATI - III (NEW RULES) : JULY : 2001
SUBJECT: OTO-RHINO-LARYNGOLOGY

Day : Monday
Date : 02/7/2001

Time : 11.00 A.M. TO 1.00 P.M.
Max. Marks : 40



N.B.

- 1) All questions are **compulsory**.
- 2) Neat diagrams must be drawn wherever necessary.
- 3) Figures to the **right** indicate **full** marks.
- 4) Your answers will be valued as a whole.
- 5) Write prescription where indicated along with dosage of the drugs used.
- 6) Use **separate** answer books for Section I and Section II.

SECTION - I

- Q.1 Describe etiology, clinical features and treatment of Allergic Rhinitis. (08)
- Q.2 Write short notes on (any three): (12)
- a) Clinical features and treatment of Carcinoma Vocal Cords.
 - b) Complications of Tracheostomy.
 - c) Fracture Nasal Bones.
 - d) Ludwig's angina.

SECTION - II

- Q.3 Describe etiology clinical features and management of Otitis Media with effusion. (08)
- Q.4 Write short notes on (any three): (12)
- a) Bezold's Abscess.
 - b) Globus Hystericus.
 - c) Adenoids
 - d) Atrophie Rhinitis.

* * *

SARASWATI - III (OLD) PART - I - OCT. / NOV. - 2000
SUBJECT : OTO-RHIN-LARYNGOLOGY

Time

Wednesday
01/11/2000

Time : 11.00 A.M. to 1.00 P.M.

Max. Marks : 50

Instru

1

- 2) All questions are **COMPULSORY**.
- 3) Neat diagrams must be drawn wherever necessary.
- 4) Figures to the **RIGHT** indicate **FULL** marks.
- 5) Your answers will be valued as a whole.
- 6) Write prescription where indicated along with dosage of the drugs used.

Discuss eteopathology, clinical features and management of Attico-Antral
(unsafe) type of Chronic Suppurative Otitis Media. (C.S.O.M.) (16)

Write briefly on followings :

Complications of Tonsillectomy.
Management of Chronic Maxillary Sinusitis.

(08)

(08)

Write short notes on (any **THREE**)

(18)

Antrochoanal Polyp
Juvenile Papillomas of Larynx
Fistula Sign
Little's Area

* * * * *

SARASWATI-III : JANUARY 2015
SUBJECT : OTO-RHINO-LARYNGOLOGY



Day : Thursday
Date : 01/01/2015

Time : 2.00 pm to 4.00 pm
Max. Marks : 40.

N.B.:

- 1) All questions are **COMPULSORY**.
- 2) Figures to the **RIGHT** indicate full marks.
- 3) Your answer will be valued as a whole.
- 4) Draw neat and labeled diagrams **WHEREVER** necessary.
- 5) Write prescription where indicated along with dosage of the drugs used.
- 6) Answers to both the sections should be written in **SEPARATE** answer books.

SECTION-I

Q.1 Describe aetiopathology, clinical features and management of chronic sinusitis. (08)

Q.2 Write short notes on any **THREE** of the following: (12)

- a) Assessment of Deaf child
- b) Nasal Myiasis
- c) Antro-choanal polyp
- d) Adenoid faces.

SECTION-II

Q.3 Write about aetiopathology, clinical features, differential diagnosis and management of Otosclerosis. (08)

Q.4 Write short notes on any **THREE** of the following: (12)

- a) Treatment of post tonsillectomy bleeding
- b) Cochlear implant
- c) Left-recurrent Laryngeal nerve palsy
- d) Complications of SMR operation.

* * *

